

## SECTION 5 – Parking, Loading, and Stacking

### 5.1 APPLICABILITY

- a) The provisions of Section 5 herein shall only apply at such time as there is:
- i) A change in *use*; and/or,
  - ii) An increase in *gross floor area* on the *lot*; and/or,
  - iii) A change in the amount, size and/or location of *parking spaces*.
- b) Despite Subsection a) i), the provisions of Section 5 herein shall not apply to *existing parking spaces*, *existing loading spaces*, *existing stacking spaces* or *existing stacking lanes* on a lot where there is a change of *use* within an *existing building* or *existing structure* and:
- i) There is no increase in *gross floor area* on the *lot*; and,
  - ii) The *Class B bicycle parking* provisions are complied with; and,
  - iii) The number of *existing parking spaces* and *stacking spaces* that remain on the *lot* is equal to or greater than the minimum *parking spaces* and minimum *stacking spaces* required for the *new use* in accordance with Table 5-35 and Table 5-7.

### 5.2 PARKING PROVISIONS

- a) *Parking spaces* and *bicycle parking stalls* shall be provided and maintained for each *use* located on a *lot* and shall be located on the same *lot* as the *use(s)* requiring the *parking spaces* and *bicycle parking stalls*. Land used for a *hydro corridor* on the same *lot* as the *use(s)* requiring the *parking spaces* and *bicycle parking stalls* may be used for required *parking spaces* and *bicycle parking stalls*.
- b) Despite Subsection a), *parking spaces*, other than *barrier-free accessible parking spaces*, *electric vehicle parking spaces*, or *visitor parking spaces* may be located on another *lot* within 400 metres of the *lot* containing the *use* requiring the *parking spaces*. These *parking spaces* shall not be located on a *lot* within a *residential zone*, or *OSR*, *NHC*, or *EUJ zone* unless it is within the same *zone* as the *use* requiring the *parking spaces*.
- c) Where required *parking spaces* are provided in accordance with Subsection b), required *parking spaces* may be located on land used for a *hydro corridor* provided that it is an *OSR zone*.

- d) Where required *parking spaces* are provided in accordance with Subsection b), the owner of both *lots* shall enter into an agreement with the *City* to be registered against the title of both *lots* to guarantee that the land required for *parking spaces* shall continue to be *used* only for such purpose until *parking spaces* are provided on the same *lot* as the *use* requiring the *parking spaces*.
- e) Despite Subsection d), where required *parking spaces* are provided in accordance with Subsection b) and are located within a *hydro corridor*, the agreement shall be registered on the title of only the *lot* containing the *use* for which the *parking spaces* are required.
- f) A *parking space* shall not be used to store or display *motor vehicles* or *major recreational equipment* for sale or rental.

### 5.3 **PARKING SPACE AND PARKING LOT PROVISIONS**

- a) Where a *parking lot* is situated on a *lot* and abuts a *residential zone*, a visual barrier shall be provided and maintained between the *parking lot* and such abutting residential *lot line* in accordance with Section 4.18 herein.
- b) All *parking lots* shall be provided with adequate means of ingress and egress to and from a *street* or *lane* in a forward motion, and shall be arranged so as not to interfere with the normal public *use* of a *street* or *lane*.
- c) *Parking spaces*, *drive aisles*, *driveways*, and *parking lots* shall be provided and maintained with stable surfaces such as asphalt, concrete, or other hard-surfaced material as approved by the Director of Planning or designate.
- d) All required *visitor parking spaces* shall be clearly identified, demarcated, and reserved at all times.

#### 5.3.1 **Parking Space Dimensions**

*Parking spaces* shall be provided in accordance with Table 5-1.

**Table 5-1: Regulations for Parking Space Dimensions**

<b>Type of Parking Space</b>	<b>Minimum Dimensions</b>
<i>Angled parking space</i>	2.6 m in width and 5.5 m in length (1)
<i>Parallel parking space</i> (interior space)	2.4 m in width and 6.7 m in length (2)(3)
<i>Parallel parking space</i> (end space)	2.4 m in width and 5.5 m in length (2)(3)(4)
<i>Parking space</i> within a <i>private garage</i>	3 m in width and 5.5 m in length (5)

#### **Additional Regulations for Parking Space Dimensions Table 5-1**

- (1) Where 10 or more parking spaces are required, a maximum of 10 percent of the total *angled parking spaces* may be reduced to a minimum of 2.4 metres in width and a

- minimum of 4.8 metres in length and where reduced, shall be clearly identified, demarcated, and reserved for compact *motor vehicles*.
- (2) Where 10 or more *parking spaces* are required, a maximum of 10 percent of the total *parallel parking spaces* may be reduced by a maximum of 0.7 metres in length and where reduced, shall be clearly identified, demarcated, and reserved for compact *motor vehicles*.
- (3) A *parallel parking space* adjacent to a wall or obstruction shall have an *access aisle*. The *access aisle* shall be located between the *parking space* and the wall or obstruction, shall be a minimum of 1.5 metres in width, and shall extend the full length of the *parking space*.
- (4) Shall be located a minimum of 1.5 metres from any *street, lane, drive aisle, curb, or obstruction*.
- (5) Where 2 or more required parking spaces are located within a *private garage*, the minimum width of the first space is 3 metres and 2.6 metres for every additional *parking space*.

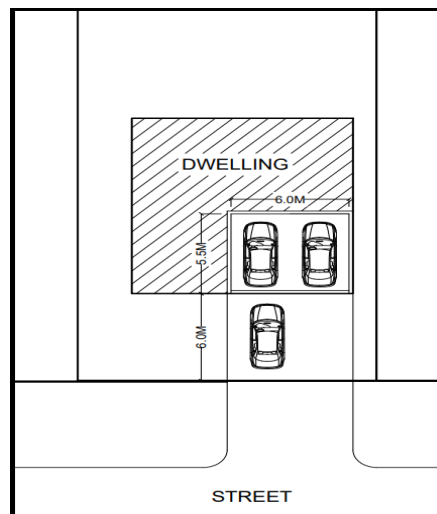
### **5.3.2 Location of Parking Spaces for Non-Residential Uses and Mixed Use Buildings**

- a) *Parking spaces, loading spaces, display areas for motor vehicles or major recreational equipment for sale or rental, or drive aisles* shall not be located within 3 metres of a *street line*.
- b) Despite Subsection a), in any MIX zone, *parking spaces, loading spaces, or drive aisles* shall not be located within 4.5 metres of a *street line*.
- c) Despite Subsection a), in any UGC zone, *parking spaces, loading spaces, or drive aisles* may be located 1.0 metre from a *street line* provided that a landscaped wall is constructed to partially screen parking from view. Such landscaped wall shall be a minimum of 0.9 metres in height and a maximum of 1.2 metres in height, and shall be approved by the Director of Planning or designate.
- d) Despite Subsections a) through c), *parking spaces, loading spaces, display areas for motor vehicles or major recreational equipment for sale or rental, or drive aisles* that are located within a *building* are subject to *setback* regulations in the applicable zone.

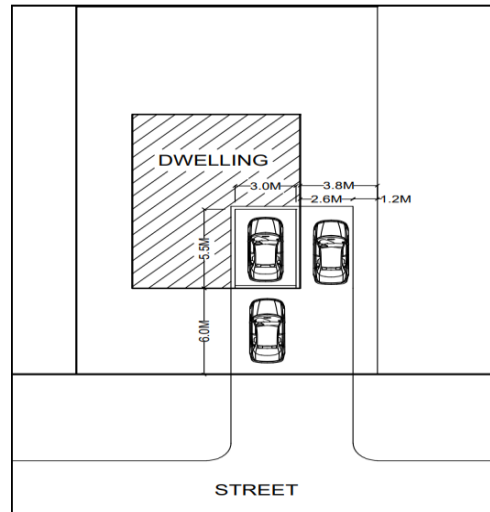
### 5.3.3 Location of Parking Spaces for Residential Uses

- a) On a lot containing a *single detached dwelling, semi-detached dwelling, additional dwelling unit(s) (attached), additional dwelling unit (detached), small residential care facility, lodging house having less than 9 residents, or home occupation*:
- i) *Parking spaces shall be located a minimum distance of 6 metres from a street line;*
- ii) *Despite Subsection i), where two or more parking spaces are required, one parking space may locate on the driveway within 6 metres of the front lot line or exterior side lot line and may be a tandem parking space; and,*

#### Illustration 5-1: One Tandem Parking Space – Option A



#### Illustration 5-2: One Tandem Parking Space – Option B

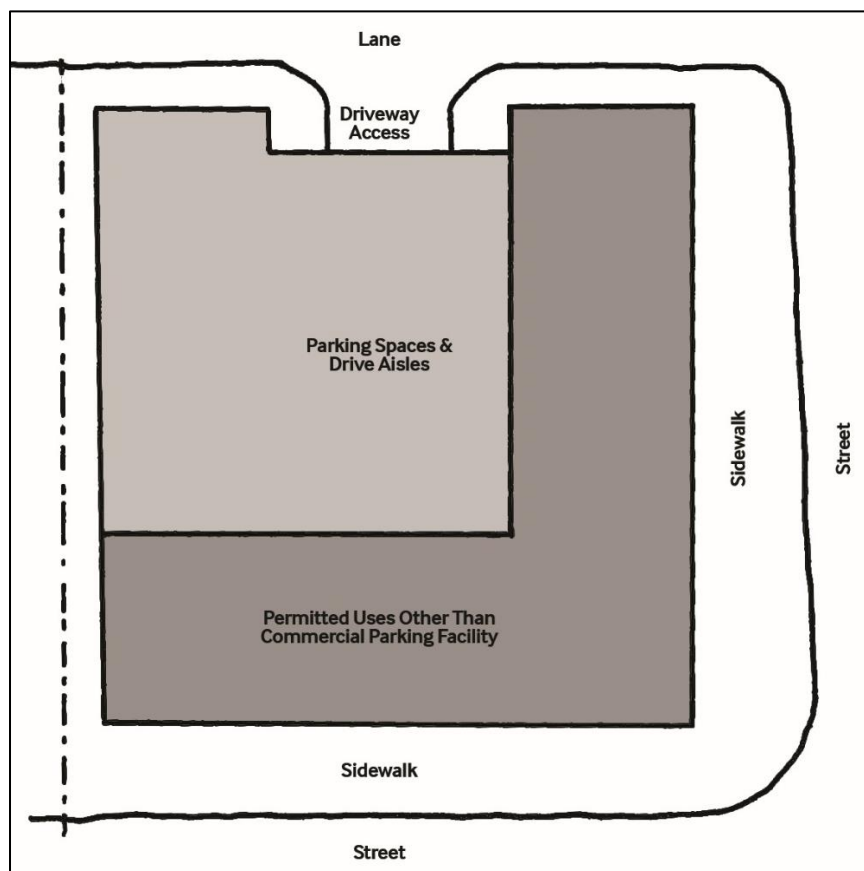


- iii) Despite Subsection ii) where three *parking spaces* are required on a *lot* that contains an *additional dwelling unit (attached)* and an *additional dwelling unit (detached)*, one *parking space* may locate on the *driveway* within 6 metres of the *front lot line* or *exterior side lot line* and two *parking spaces* may be *tandem parking spaces*; and
- b) iv) Not more than one *parking space* for a *home occupation* may be located in a *rear yard*, except in the case of a *corner lot*, a *through lot*, or a *lot abutting a lane*.
- ~~a) On a lot containing a *single detached dwelling*, *semi-detached dwelling*, *second dwelling unit (attached)*, *second dwelling unit (detached)*, *small residential care facility*, *lodging house* having less than 9 residents, or *home occupation*:~~
- ~~i) *Parking spaces* shall be located a minimum distance of 6 metres from a *street line*;~~
- ~~ii) Despite Subsection i), where two or more *parking spaces* are required, one *parking space* may locate on the *driveway* within 6 metres of the *front lot line* or *exterior side lot line* and may be a *tandem parking space*; and,~~
- ~~iii) Not more than one *parking space* for a *home occupation* may be located in a *rear yard*, except in the case of a *corner lot*, a *through lot*, or a *lot abutting a lane*.~~
- b)c) On a *lot* containing a *street townhouse dwelling*:
- i) *parking spaces* shall be located a minimum distance of 6 metres from a *street line*.

- e)d) On a lot containing a *multiple dwelling*, ~~*dwelling unit*~~, *cluster townhouse dwelling*, *lodging house* having 9 residents or more, or a *large residential care facility*.
- i) *parking spaces* shall not be located within the *front yard* or within the *exterior side yard*. In no case shall any *parking spaces* be located within 3 metres of the *front lot line*, *exterior side lot line* or *street line*; and,
  - ii) despite Subsection i), *parking spaces*, *loading spaces*, or *drive aisles* located in an enclosed portion of a *building* entirely below *grade*, may have a minimum *setback* of 0 metres from a *front lot line*, *side lot line*, and *rear lot line*.

#### **5.3.4 Location of Parking Spaces on the Ground Floor of a Building**

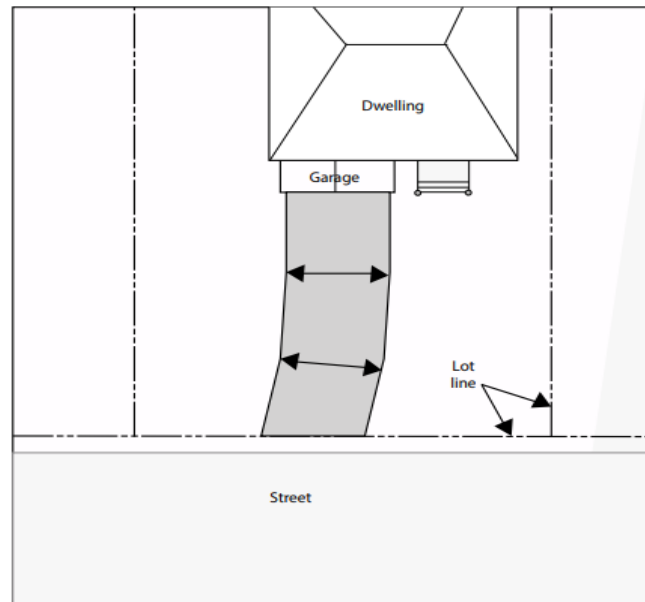
- a) In a *UGC zone*, or *MIX zone*, or on a *lot* with a *multiple dwelling*, *parking spaces* and *drive aisles* within a *building* shall not be located on the *ground floor* of such *building*.
- b) Despite Subsection a), *parking spaces* and *drive aisles* may be located on the *ground floor* of a *building* where:
  - i) the *ground floor* of the *building* has one or more permitted *uses* other than a *commercial parking facility* that abut the *street line façade*; and,
  - ii) *parking spaces* and *drive aisles* are located entirely behind the area on the *ground floor* devoted to the permitted *uses* in Subsection i) for the entire length of the *street line façade*, except for access.

**Illustration 5-1: Location of Parking Spaces on the Ground Floor of a Building**

#### 5.4 **DRIVEWAY AND GARAGE PROVISIONS FOR RESIDENTIAL USES**

- a) For all *residential uses other than large residential care facilities, multiple dwellings containing 4 or more dwelling units, and mixed use buildings*, a required *parking space* shall have direct access from a *street or lane* via a *driveway*.
- b) A maximum of one *driveway* with one access point from each *street or lane* shall be permitted on a *lot*, except in the case of:
  - i) A *lot* having a minimum *lot width* of 30 metres, where a maximum of two *driveways* may be permitted; and,
  - ii) A *semi-detached dwelling*, where each *dwelling unit* may have one *driveway*.
- c) For the purposes of Section 5.4 the calculation of *driveway* width is measured along the entire length of the *driveway* perpendicular from the edge.

**Illustration 5-4: Measuring driveway width**



- d) A driveway shall be a minimum of 2.6 metres in width.
- e) The provisions in Table 5-2 apply to *single detached dwellings, semi-detached dwellings, and street townhouse dwellings* with or without *additional dwelling unit(s)*.
- f) Despite any provision in Table 5-2 and 5-3 a *driveway* associated with a *single detached dwelling, semi-detached dwelling or street townhouse dwelling* may not exceed 8.0 metres in width.



**Table 5-2: Private Garage Width and Driveway Width Regulations by Use**

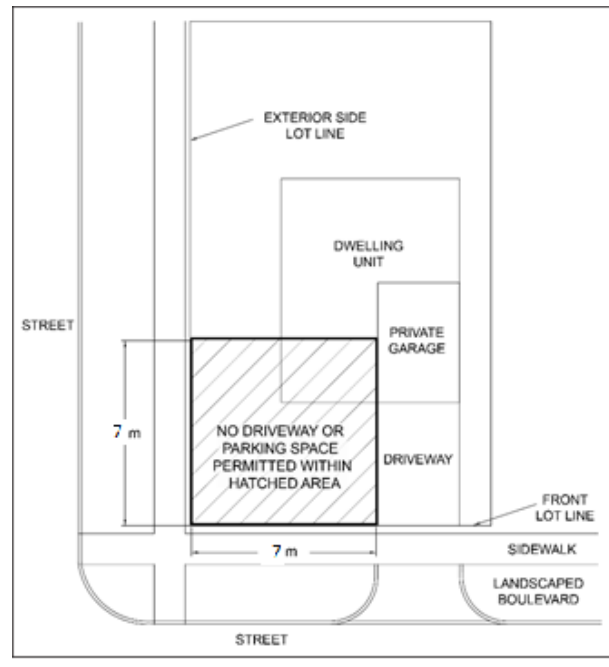
<i>Residential Use</i>	<i>Maximum private garage width</i>	<i>Maximum driveway width with an attached private garage</i>	<i>Maximum driveway width without an attached private garage</i>
<i>Single Detached Dwelling</i>	65% of the width of the front <i>façade</i> closest to the <i>street</i> at <i>grade</i>	50% of the <i>lot width</i> or a <i>driveway</i> may be as wide as the attached <i>garage</i> .  The <i>driveway</i> may extend beyond the width of the attached <i>garage</i> to a maximum total width of 50% of the lot; and shall be located no closer than the required <i>side yard setback</i> of the <i>dwelling</i> .	50% of the <i>lot width</i> .
<i>Semi-Detached Dwelling</i>	60% of the width of the front <i>façade</i> closest to the <i>street</i> at <i>grade</i>	50% of the <i>lot width</i> or 5.2 metres, whichever is less, and a <i>driveway</i> may be as wide as the attached <i>garage</i> .  The <i>driveway</i> may extend beyond the width of the attached <i>garage</i> to a maximum total width of 50% of the lot; and shall be located no closer than the required <i>side yard setback</i> of the <i>dwelling</i> which is not located along the common wall of the same <i>dwelling</i> ;	50% of the <i>lot width</i> or 5.2 metres, whichever is less.

<p><i>Street Townhouse Dwelling</i></p>	<p>60% of the width of the front <i>façade</i> closest to the <i>street</i> at <i>grade</i></p>	<p>60% of the <i>lot width</i> or 5.2 metres, whichever is less.</p> <p>The <i>driveway</i> may extend beyond the width of the attached <i>garage</i> to a maximum total width of 60% of the lot; Exterior end unit <i>driveways</i> shall be located no closer than the required <i>side yard setback</i> of the <i>dwelling</i> which is not located along the common wall of the same <i>dwelling</i>.</p>	<p>60% of the <i>lot width</i> or 5.2 metres, whichever is less.</p>
---	---	---	--

- a) For lands identified on Appendix C (Central Neighbourhoods), and within a *low-rise residential zone* an attached *private garage* associated with a *single detached dwelling, semi-detached dwelling, or street townhouse*; with or without an *additional dwelling unit(s)* shall not project beyond the front *façade* of the habitable at *grade* portion of the *dwelling unit*.
- b) For lands not identified on Appendix C (Central Neighbourhoods), an attached *private garage* associated with a *single detached dwelling, semi-detached dwelling or street townhouse dwelling*; with or without an *additional dwelling unit(s)*:
- i) An attached *private garage* may project beyond the front *façade* of the habitable portion of the *dwelling unit* a maximum of 1.8 metres.
  - ii) Where a *private garage* projects beyond the habitable portion of the front *façade* of the *dwelling unit*, a *porch* abutting the *private garage* shall be provided in accordance with Section 4.14.7.
  - iii) A *private garage* shall not project beyond the front of a *porch*.
- c) On a *corner lot* no *driveway, or parking space* shall be located within the *front yard* for a distance of 7 metres from the *exterior side lot line*, and the same shall not be

located within the *exterior side yard* for a distance of 7 metres from the *front lot line*, measured from the intersecting point of the *front lot line* and the *exterior side lot line*.

**Illustration 5-5: Corner lot driveway location**



- d) Within a *front yard*, *interior side yard*, *exterior side yard* or *rear yard* motor vehicles shall only be parked within a *private garage* or on a *driveway* that conforms to Section 5.3.
- e) The *driveway* shall be comprised of a material that is consistent throughout the *driveway*, and that is distinguishable from all other ground cover or surfacing including landscaping or walkways within the *front yard*, *interior side yard*, *exterior side yard*, or *rear yard*.

**Table 5-3: Private Garage Width and Driveway Width Regulations by Use for lands identified on Appendix C. – Central Neighbourhoods**

<i>Residential Use</i>	<i>Maximum private garage width</i>	<i>Maximum driveway width with an attached garage</i>	<i>Maximum driveway width without an attached garage</i>
<i>Single Detached Dwelling</i>	50% of the width of the front <i>façade</i> closest to the <i>street</i> at <i>grade</i>	40% of the <i>lot width</i> or a <i>driveway</i> may be as wide as the attached <i>garage</i>  The <i>driveway</i> may extend beyond the width of the attached <i>garage</i> to a maximum total width of 40% of the <i>lot</i> ; and shall be located no closer than the required <i>side yard setback</i> of the <i>dwelling</i> which is not located along the common wall of the same <i>dwelling</i> .	40% of the <i>lot width</i> .
<i>Semi-Detached Dwelling</i>	50% of the width of the front <i>façade</i> closest to the <i>street</i> at <i>grade</i>	40% of the <i>lot width</i> or 5.2 metres, whichever is less, and a <i>driveway</i> may be as wide as the attached <i>garage</i> . The <i>driveway</i> may extend beyond the width of the attached <i>garage</i> to a maximum total width of 40% of the <i>lot</i> ; and shall be located no closer than the required <i>side yard setback</i> of the <i>dwelling</i> which is not	40% of the <i>lot width</i> or 5.2 metres, whichever is less.

		located along the common wall of the same dwelling;	
<i>Townhouse Dwelling – Street</i>	60% of the width of the front <i>façade</i> closest to the <i>street</i> at <i>grade</i>	60% of the <i>lot width</i> or 5.2 metres, whichever is less, and a <i>driveway</i> may be as wide as the attached <i>garage</i> .  The <i>driveway</i> may extend beyond the width of the attached <i>garage</i> to a maximum total width of 60% of the <i>lot</i> ; Exterior end unit <i>driveways</i> shall be located no closer than the required <i>side yard setback</i> of the <i>dwelling</i> .	60% of the <i>lot width</i> or 5.2 metres, whichever is less.

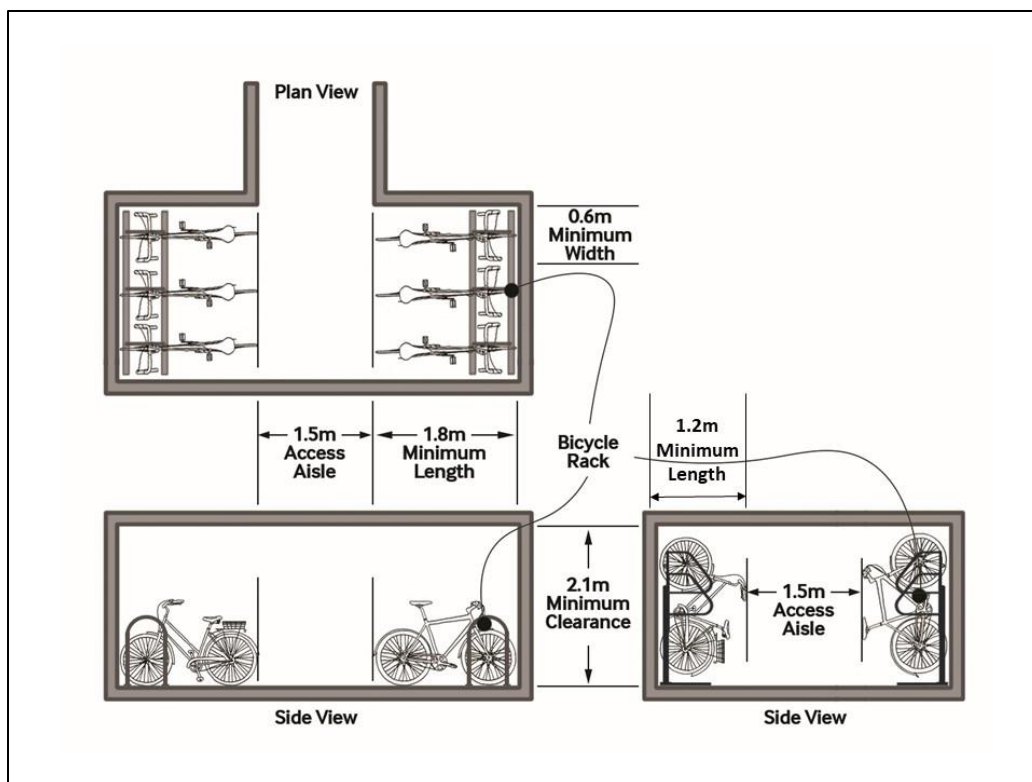
~~Reserved.~~

## 5.5 **BICYCLE PARKING STALL PROVISIONS**

- a) *Class A bicycle parking stalls* shall only be required for *buildings* or portions of *buildings* that were not *existing* on the effective date of the By-law.
- b) *Class A bicycle parking stalls* shall be located within a *building*, *structure*, and/or *bicycle locker*.
- c) *Bicycle parking stalls* shall be a minimum of 1.8 metres in length, a minimum of 0.6 metres in width, and overhead clearance in covered spaces shall be a minimum of 2.1 metres. Despite the above, where a *bicycle parking stall* provides for vertical storage of a bicycle, the minimum length may be reduced to 1.2 metres.
- d) Despite Subsections a) and c), where a *Class A bicycle parking stall* is located within a *bicycle locker*, overhead clearance shall not be required.

- e) *Bicycle parking stalls* shall abut an *access aisle* which shall be a minimum of 1.5 metres in width.

**Illustration 5-62: Bicycle Parking Stalls and Access Aisle Dimensions**



- f) *Shower and change facilities* shall be provided in conjunction with the *Class A bicycle parking stalls* required for any non-residential uses in accordance with Table 5-2.

**Table 5-2: Regulations for Shower and Change Facilities**

Required Number of Class A Bicycle Parking Stalls	Minimum total area of Shower and Change Facilities	Minimum number of Showers within Shower and Change Facilities
5-60	8 m <sup>2</sup>	2 showers
61-120	12 m <sup>2</sup>	4 showers
121-180	16 m <sup>2</sup>	6 showers
Greater than 180	20 m <sup>2</sup>	8 showers

- g) Despite ~~Table 5-3 and/or Table 5-4~~ 5-5, the number of *parking spaces* required for any non-residential use requiring *shower and change facilities* may be reduced by 1 *parking space* per required shower.

**5.6 MINIMUM AND MAXIMUM PARKING SPACE PROVISIONS**

- a) *Parking spaces, visitor parking spaces, and bicycle parking stalls* shall be provided for any *use*, where a *zone* permits the *use*, at a minimum and maximum of the rates specified for the applicable *zone(s)* within Table 5-3.
- b) On a *lot* with *existing parking spaces* that exceed the maximum number of *parking spaces* permitted through Table 5-3, the number of *existing parking spaces* shall be maximum number of *parking spaces*.
- c) Except in a UGC *zone*, the maximum *parking space* requirement in Table 5-3 shall only apply where 20 or more *parking spaces* are required. Where 19 or fewer *parking spaces* is the minimum requirement, the maximum *parking space* requirement shall be:
  - i) The minimum *parking spaces* required plus 5 *parking spaces*.
- d) Where the calculation of the total required *parking spaces, visitor parking spaces, or bicycle parking stalls* results in a fraction, then the requirement shall be the next higher whole number.



**Table 5-53: Regulations for Minimum and Maximum Parking Requirements**

Use		Minimum and Maximum Required Rates for Parking Spaces, Visitor Parking Spaces, and Bicycle Parking Stalls			
		UGC Zones	PARTS Areas (Appendix E)	MIX Zones	All Other Zones
<b>RESIDENTIAL</b>					
<i>Lodging House;</i>	Minimum 1 parking space per:	No minimum	125 m <sup>2</sup> GFA	63 m <sup>2</sup> GFA	63 m <sup>2</sup> GFA
	Maximum 1 parking space per:	92 m <sup>2</sup> GFA	92 m <sup>2</sup> GFA	48 m <sup>2</sup> GFA	48 m <sup>2</sup> GFA
<b>Multiple Residential Buildings:</b>  <i>Cluster Townhouse Dwelling;</i>  <i>Dwelling Unit;</i>  <i>Multiple Dwelling;</i>	Minimum parking spaces:	No minimum	0.9 per dwelling unit	0.9 per dwelling unit	1.0 per dwelling unit
	Minimum visitor parking spaces:	0 per dwelling unit	0.1 per dwelling unit only where 5 or more dwelling units are on a lot	0.1 per dwelling unit only where 5 or more dwelling units are on a lot	5-80 dwelling units: 0.15 per dwelling unit  OR 81+ dwelling units: 0.1 per dwelling unit
	Maximum parking spaces (including visitor):	1 per dwelling unit	1.3 per dwelling unit	1.3 per dwelling unit	1.4 per dwelling unit
	Minimum Class A Bicycle Parking Stalls:	1 per dwelling unit without a private garage	1 per dwelling unit without a private garage	0.5 per dwelling unit without a private garage	0.5 per dwelling unit without a private garage
	Minimum Class B Bicycle Parking Stalls:	2, or 6 where more than 20 dwelling units are on a lot	or 6 where more than 20 dwelling units are on a lot	2, or 6 where more than 20 dwelling units are on a lot	2, or 6 where more than 20 dwelling units are on a lot
<i>Residential Care Facility, Large</i>	Minimum 1 parking space per:	No minimum	114 m <sup>2</sup> GFA	92 m <sup>2</sup> GFA	92 m <sup>2</sup> GFA
	Maximum 1 parking space per:	92 m <sup>2</sup> GFA	80 m <sup>2</sup> GFA	70 m <sup>2</sup> GFA	70 m <sup>2</sup> GFA
	Minimum 1 Class A Bicycle Parking Stall per:	110 m <sup>2</sup> GFA	110 m <sup>2</sup> GFA	710 m <sup>2</sup> GFA	710 m <sup>2</sup> GFA
	Class B Bicycle Parking Stalls:	2, or 6 if greater than 550 m <sup>2</sup> GFA	2, or 6 if greater than 550 m <sup>2</sup> GFA	2, or 6 if greater than 550 m <sup>2</sup> GFA	2, or 6 if greater than 550 m <sup>2</sup> GFA

Use		Minimum and Maximum Required Rates for Parking Spaces, Visitor Parking Spaces, and Bicycle Parking Stalls			
		UGC Zones	PARTS Areas (Appendix E)	MIX Zones	All Other Zones
Residential Care Facility, Small	Minimum parking spaces:	n/a	2 per facility	2 per facility	2 per facility
<del>Second Dwelling Unit (Attached)</del>	<del>Minimum parking spaces:</del>	<del>n/a</del>		<del>1 per dwelling unit</del>	<del>1 per dwelling unit</del>
<del>Single-Detached Dwelling</del>	<del>Minimum parking spaces:</del>	<del>n/a</del>		<del>n/a</del>	<del>1 per dwelling unit</del>
Single-Detached Dwelling, Semi-Detached Dwelling, Street Townhouse and Dwelling; <del>and Additional Dwelling Unit (Attached) and Additional Dwelling Unit (Detached)</del>	Minimum parking spaces:	n/a	1 per dwelling unit	n/a	1 per dwelling unit
Additional Dwelling Unit (Attached) and Additional Dwelling Unit (Detached)	Minimum parking spaces:	n/a	One Additional Dwelling Unit: 0 or Two Additional Dwelling Units: 1	n/a	1 per dwelling unit
<b><u>NON-RESIDENTIAL</u></b>					
Agricultural: Agriculture; Agriculture-Related; and, On-Farm Diversified	Minimum parking spaces:	n/a	n/a	n/a	0
Automotive Detailing and Repair Operation	Minimum parking spaces:	n/a	3 per service bay	n/a	3 per service bay
	Maximum parking spaces:	n/a	130% of the minimum	n/a	130% of the minimum

Use		Minimum and Maximum Required Rates for Parking Spaces, Visitor Parking Spaces, and Bicycle Parking Stalls			
		UGC Zones	PARTS Areas (Appendix E)	MIX Zones	All Other Zones
			<i>parking spaces</i>		<i>parking spaces</i>
	Minimum 1 Class A Bicycle Parking Stall per:	n/a	1,500 m <sup>2</sup> GFA	n/a	1,500 m <sup>2</sup> GFA
	Minimum 1 Class B Bicycle Parking Stall per:	n/a	3,000 m <sup>2</sup> GFA	n/a	3,000 m <sup>2</sup> GFA
Brewpub	Minimum 1 parking space per:	No minimum	20 m <sup>2</sup> GFA	20 m <sup>2</sup> GFA	20 m <sup>2</sup> GFA
	Maximum 1 parking space per:	23 m <sup>2</sup> GFA	15 m <sup>2</sup> GFA	15 m <sup>2</sup> GFA	15 m <sup>2</sup> GFA
	Minimum 1 Class A Bicycle Parking Stall per:	250 m <sup>2</sup> GFA	250 m <sup>2</sup> GFA	250 m <sup>2</sup> GFA	250 m <sup>2</sup> GFA
	Minimum Class B Bicycle Parking Stalls:	2	2	2	2
Campground	Minimum parking spaces:	n/a	n/a	n/a	1.1 per camp site
Car Wash	Minimum parking spaces:	n/a	0, provide stacking spaces in accordance with Section 5.11	n/a	0, provide stacking spaces in accordance with Section 5.11
Cemetery	Minimum parking spaces:	0	0	0	0
Commercial Entertainment	Minimum 1 parking space per:	No minimum	40 m <sup>2</sup> GFA	40 m <sup>2</sup> GFA	40 m <sup>2</sup> GFA
	Maximum 1 parking space per:	60 m <sup>2</sup> GFA	23 m <sup>2</sup> GFA	23 m <sup>2</sup> GFA	23 m <sup>2</sup> GFA
	Minimum 1 Class A Bicycle Parking Stall per:	500 m <sup>2</sup> GFA	500 m <sup>2</sup> GFA	500 m <sup>2</sup> GFA	500 m <sup>2</sup> GFA

Use		Minimum and Maximum Required Rates for Parking Spaces, Visitor Parking Spaces, and Bicycle Parking Stalls			
		UGC Zones	PARTS Areas (Appendix E)	MIX Zones	All Other Zones
	Minimum 1 Class B Bicycle Parking Stall per:	250 m <sup>2</sup> GFA	250 m <sup>2</sup> GFA	250 m <sup>2</sup> GFA	250 m <sup>2</sup> GFA
Commercial Parking Facility	Minimum parking spaces:	0	n/a	n/a	0
Commercial Vehicle Wash Facility	Minimum parking spaces:	n/a	1 per bay	n/a	1 per bay
Day Care Facility	Minimum 1 parking space per:	No minimum	50 m <sup>2</sup> GFA	40 m <sup>2</sup> GFA	30 m <sup>2</sup> GFA
	Maximum 1 parking space per:	92 m <sup>2</sup> GFA	35 m <sup>2</sup> GFA	30 m <sup>2</sup> GFA	23 m <sup>2</sup> GFA
	Minimum 1 Class A Bicycle Parking Stall per:	333 m <sup>2</sup> GFA	333 m <sup>2</sup> GFA	500 m <sup>2</sup> GFA	500 m <sup>2</sup> GFA
Drive-Through Facility	Minimum parking spaces:	n/a	n/a	n/a	0, provide stacking spaces in accordance with Section 5.11
<b>Industrial Employment:</b> Catering Service Establishment; Heavy Repair Operation; Indoor Recycling Operation; Manufacturing; Outdoor Recycling Operation; Printing or Publishing Establishment;	Minimum 1 parking space per:	No minimum	125 m <sup>2</sup> GFA	90 m <sup>2</sup> GFA	90 m <sup>2</sup> GFA
	Maximum 1 parking space per:	92 m <sup>2</sup> GFA	92 m <sup>2</sup> GFA	70 m <sup>2</sup> GFA	70 m <sup>2</sup> GFA
	Minimum 1 Class A Bicycle Parking Stall per:	1,000 m <sup>2</sup> GFA	1,000 m <sup>2</sup> GFA	1,500 m <sup>2</sup> GFA	1,500 m <sup>2</sup> GFA

Use		Minimum and Maximum Required Rates for Parking Spaces, Visitor Parking Spaces, and Bicycle Parking Stalls			
		UGC Zones	PARTS Areas (Appendix E)	MIX Zones	All Other Zones
<i>Propane Facility, Restoration, Janitorial or Security Services; and, Tradesperson or Contractor's Establishment</i>	Minimum 1 Class B Bicycle Parking Stall per:	2,000 m <sup>2</sup> GFA	2,000 m <sup>2</sup> GFA	3,000 m <sup>2</sup> GFA	3,000 m <sup>2</sup> GFA
<i>Fitness Centre</i>	Minimum 1 parking space per:	No minimum	50 m <sup>2</sup> GFA	30 m <sup>2</sup> GFA	20 m <sup>2</sup> GFA
	Maximum 1 parking space per:	60 m <sup>2</sup> GFA	35m <sup>2</sup> GFA	23 m <sup>2</sup> GFA	15 m <sup>2</sup> GFA
	Minimum 1 Class A Bicycle Parking Stall per:	500 m <sup>2</sup> GFA	500 m <sup>2</sup> GFA	1,000 m <sup>2</sup> GFA	1,000 m <sup>2</sup> GFA
	Minimum 1 Class B Bicycle Parking Stall per:	250 m <sup>2</sup> GFA	250 m <sup>2</sup> GFA	500 m <sup>2</sup> GFA	500 m <sup>2</sup> GFA
<i>Funeral Home</i>	Minimum 1 parking space per:	n/a	30 m <sup>2</sup> GFA	n/a	23 m <sup>2</sup> GFA
	Maximum 1 parking space per:	n/a	23 m <sup>2</sup> GFA	n/a	17 m <sup>2</sup> GFA
<i>Gas Station</i>	Minimum parking spaces:	n/a	n/a	n/a	0, provide stacking spaces in accordance with Section 5.11
<i>Golf Course</i>	Minimum parking spaces:	n/a	1 per 23 m <sup>2</sup> GFA, plus 4 per golf course hole	n/a	1 per 23 m <sup>2</sup> GFA, plus 4 per golf course hole
	Minimum 1 Class A Bicycle Parking Stall per:	n/a	500 m <sup>2</sup> GFA	n/a	1,000 m <sup>2</sup> GFA
<i>Health Clinic</i>	Minimum 1 parking space per:	No minimum	30 m <sup>2</sup> GFA	19 m <sup>2</sup> GFA	19 m <sup>2</sup> GFA

Use		Minimum and Maximum Required Rates for Parking Spaces, Visitor Parking Spaces, and Bicycle Parking Stalls			
		UGC Zones	PARTS Areas (Appendix E)	MIX Zones	All Other Zones
	Maximum 1 parking space per:	23 m <sup>2</sup> GFA	23 m <sup>2</sup> GFA	15 m <sup>2</sup> GFA	15 m <sup>2</sup> GFA
	Minimum 1 Class A Bicycle Parking Stall per:	500 m <sup>2</sup> GFA	500 m <sup>2</sup> GFA	1,000 m <sup>2</sup> GFA	1,000 m <sup>2</sup> GFA
	Minimum 1 Class B Bicycle Parking Stall per:	167 m <sup>2</sup> GFA	167 m <sup>2</sup> GFA	333 m <sup>2</sup> GFA	333 m <sup>2</sup> GFA
<i>Home Occupation</i>	<del>Minimum parking spaces:</del>	No minimum		<del>1 plus any parking spaces required for the dwelling unit (1)</del>	<del>1 plus any parking spaces required for the dwelling unit (1)</del>
<i>Home Occupation</i>	Minimum number of parking spaces:	No minimum	1 for occupation plus 1 for any non-resident employee plus any parking spaces required for the dwelling unit (1)	1 plus any parking spaces required for the dwelling unit (1)	1 for occupation plus 1 for any non-resident employee plus any parking spaces required for the dwelling unit (1)
<i>Hospice</i>	Minimum parking spaces:	No minimum	1 per bed	1 per bed	1 per bed
	Maximum parking spaces:	1 per bed	1 per bed	1.3 per bed	1.3 per bed
	Minimum 1 Class A Bicycle Parking Stall per:	125 m <sup>2</sup> GFA	125 m <sup>2</sup> GFA	500 m <sup>2</sup> GFA	500 m <sup>2</sup> GFA
	Minimum 1 Class B Bicycle Parking Stall per:	167 m <sup>2</sup> GFA	167 m <sup>2</sup> GFA	667 m <sup>2</sup> GFA	667 m <sup>2</sup> GFA
<i>Hospital</i>	Minimum 1 parking space per:	No minimum	70 m <sup>2</sup> GFA	n/a	70 m <sup>2</sup> GFA

Use	Minimum and Maximum Required Rates for Parking Spaces, Visitor Parking Spaces, and Bicycle Parking Stalls				
		UGC Zones	PARTS Areas (Appendix E)	MIX Zones	All Other Zones
	Maximum 1 parking space per:	70 m <sup>2</sup> GFA	54 m <sup>2</sup> GFA	n/a	54 m <sup>2</sup> GFA
	Minimum 1 Class A Bicycle Parking Stall per:	750 m <sup>2</sup> GFA	750 m <sup>2</sup> GFA	n/a	1,000 m <sup>2</sup> GFA
	Minimum 1 Class B Bicycle Parking Stall per:	1,500 m <sup>2</sup> GFA	1,500 m <sup>2</sup> GFA	n/a	2,000 m <sup>2</sup> GFA
Hotel	Minimum parking spaces:	No minimum	1 per guest room	1 per guest room	1 per guest room
	Maximum parking spaces:	1 per guest room	1.3 per guest room	1.3 per guest room	1.3 per guest room
	Minimum Class A Bicycle Parking Stalls:	1 per 30 guest rooms	1 per 30 guest rooms	1 per 40 guest rooms	1 per 40 guest rooms
	Minimum Class B Bicycle Parking Stall:	2, or 6 if greater than 75 guest rooms	2, or 6 if greater than 75 guest rooms	2, or 6 if greater than 75 guest rooms	2, or 6 if greater than 75 guest rooms
Industrial Storage and Transport:  Bulk Fuel and Oil Storage Establishment;  Salvage or Scrap Yard;  Towing Compound;  Transportation Facility;  Truck Transport Terminal; and,  Warehouse	Minimum parking spaces:	n/a	The greater of 1 per 1,500 m <sup>2</sup> GFA, or 2	n/a	The greater of 1 per 1,500 m <sup>2</sup> GFA, or 2
	Maximum 1 parking space per:	n/a	70 m <sup>2</sup> GFA	n/a	70 m <sup>2</sup> GFA
	Minimum 1 Class A Bicycle Parking Stall per:	n/a	1,500 m <sup>2</sup> GFA	n/a	1,500 m <sup>2</sup> GFA
	Minimum 1 Class B Bicycle Parking Stall per:	n/a	3,000 m <sup>2</sup> GFA	n/a	3,000 m <sup>2</sup> GFA

Use		Minimum and Maximum Required Rates for Parking Spaces, Visitor Parking Spaces, and Bicycle Parking Stalls			
		UGC Zones	PARTS Areas (Appendix E)	MIX Zones	All Other Zones
<i>Light Repair Operation</i>	Minimum 1 parking space per:	n/a	125 m <sup>2</sup> GFA	90 m <sup>2</sup> GFA	90 m <sup>2</sup> GFA
	Maximum 1 parking space per:	95 m <sup>2</sup> GFA	95 m <sup>2</sup> GFA	70 m <sup>2</sup> GFA	70 m <sup>2</sup> GFA
	Minimum 1 Class A Bicycle Parking Stall per:	1,000 m <sup>2</sup> GFA	1,000 m <sup>2</sup> GFA	1,500 m <sup>2</sup> GFA	1,500 m <sup>2</sup> GFA
	Minimum 1 Class B Bicycle Parking Stall per:	2,000 m <sup>2</sup> GFA	1,000 m <sup>2</sup> GFA	3,000 m <sup>2</sup> GFA	3,000 m <sup>2</sup> GFA
<i>Natural Heritage Conservation</i>	Minimum parking spaces:	n/a	n/a	n/a	0
<i>Night Club</i>	Minimum parking spaces:	n/a	n/a	n/a	n/a
	Maximum 1 parking space per:	60 m <sup>2</sup> GFA	n/a	n/a	n/a
	Minimum 1 Class A Bicycle Parking Stall per:	100 m <sup>2</sup> GFA	n/a	n/a	n/a
	Minimum Class B Bicycle Parking Stalls:	2 per night club	n/a	n/a	n/a
	Minimum 1 parking space per:	n/a	35 m <sup>2</sup> GFA	35 m <sup>2</sup> GFA	35 m <sup>2</sup> GFA
	Maximum 1 parking space per:	n/a	24 m <sup>2</sup> GFA	24 m <sup>2</sup> GFA	24 m <sup>2</sup> GFA
	Minimum 1 Class A Bicycle Parking Stall per:	n/a	1,000 m <sup>2</sup> GFA	1,000 m <sup>2</sup> GFA	1,000 m <sup>2</sup> GFA



Use	Minimum and Maximum Required Rates for Parking Spaces, Visitor Parking Spaces, and Bicycle Parking Stalls				
		UGC Zones	PARTS Areas (Appendix E)	MIX Zones	All Other Zones
<b>Multi-Unit Parking Rate</b> (1)(2)(3)	Minimum 1 Class B Bicycle Parking Stall per:	n/a	333 m <sup>2</sup> GFA	333 m <sup>2</sup> GFA	333 m <sup>2</sup> GFA

#### Additional Regulations for Home Occupation Table 5-5

- (1) 0 parking spaces are required for a *home occupation use* that is an *office or indirect sales* with no employees or clients to the premises, or for a *home occupation* within a *single detached dwelling* with an *additional dwelling unit(s) attached* or *additional dwelling unit (detached)*, *semi-detached dwelling* with an *additional dwelling unit(s) attached* or *additional dwelling unit (detached)*, *street townhouse dwelling* with an *additional dwelling unit(s) attached* or *additional dwelling unit (detached)*, *cluster townhouse dwelling*, or *multiple dwelling*.

If the home business does not have a non-resident employee, then the required *parking spaces* for the home business and dwelling unit may be arranged in *tandem*.

#### Additional Regulations for Multi-Unit Parking Rate Table 5-35

- (2) The *multi-unit parking rate* shall only be applied where there are three or more separate spaces for lease and/or occupancy and shall not include *manufacturing* or *warehouse*.
- (3) The following shall only apply to a *multi-unit building* or *multi-unit development* with a *gross floor area* of 1,000 square metres or less where the *multi-unit parking rate* applies:
- Restaurant* and *health clinic* shall each only be permitted to use the *multi-unit parking rate* up to a maximum of 30 percent of the *gross floor area* of the *multi-unit building* or *multi-unit development*. *Parking space* requirements for additional *gross floor area* shall be in accordance with the individual rate identified in Table 5-35;
  - Subsection a) shall not apply to *bicycle parking stall* requirements.

In an EMP zone, the *parking space* and *bicycle parking stall* requirements shall be the lesser of the *multi-unit parking rate* or the aggregate individual use requirement.

Use		Minimum and Maximum Required Rates for Parking Spaces, Visitor Parking Spaces, and Bicycle Parking Stalls			
		UGC Zones	PARTS Areas (Appendix E)	MIX Zones	All Other Zones
<b>Office and Office-Related:</b> <i>Biotechnological Establishment;</i> <i>Computer, Electronic, Data Processing, or Server Establishment;</i> <i>Creative Products Manufacturing;</i> <i>Industrial Administrative Office;</i> <i>Office;</i> <i>Research and Development Establishment;</i> and, <i>Social Service Establishment</i>	Minimum 1 parking space per:	50 m <sup>2</sup> GFA, only for office GFA in excess of 4,000m <sup>2</sup> .	50 m <sup>2</sup> GFA	33 m <sup>2</sup> GFA	33 m <sup>2</sup> GFA
	Maximum 1 parking space per:	38 m <sup>2</sup> GFA	35 m <sup>2</sup> GFA	25 m <sup>2</sup> GFA	25 m <sup>2</sup> GFA
	Minimum 1 Class A Bicycle Parking Stall per:	333 m <sup>2</sup> GFA	333 m <sup>2</sup> GFA	500 m <sup>2</sup> GFA	500 m <sup>2</sup> GFA
	Minimum 1 Class B Bicycle Parking Stall per:	500 m <sup>2</sup> GFA	500 m <sup>2</sup> GFA	750 m <sup>2</sup> GFA	750 m <sup>2</sup> GFA
Outdoor Active Recreation	Minimum parking spaces:	n/a	2 per court, plus 20 per playing field	n/a	2 per court, plus 20 per playing field
	Minimum Class B Bicycle Parking Stalls:	n/a	1 per court plus 6 per playing field	n/a	1 per court plus 6 per playing field
Outdoor Passive Recreation	Minimum parking spaces:	n/a	0	n/a	0
<b>Place of Assembly and Community:</b> <i>Community Facility;</i> <i>Conference, Convention, or</i>	Minimum 1 parking space per:	No minimum	50 m <sup>2</sup> GFA	23 m <sup>2</sup> GFA	23 m <sup>2</sup> GFA
	Maximum 1 parking space per:	75 m <sup>2</sup> GFA	35 m <sup>2</sup> GFA	17 m <sup>2</sup> GFA	17 m <sup>2</sup> GFA
	Minimum 1 Class A Bicycle	500 m <sup>2</sup> GFA	500 m <sup>2</sup> GFA	1000 m <sup>2</sup> GFA	1,000 m <sup>2</sup> GFA

Use		Minimum and Maximum Required Rates for Parking Spaces, Visitor Parking Spaces, and Bicycle Parking Stalls			
		UGC Zones	PARTS Areas (Appendix E)	MIX Zones	All Other Zones
Exhibition Facility, and, Cultural Facility	Parking Stall per:				
	Minimum 1 Class B Bicycle Parking Stall per:	250 m <sup>2</sup> GFA	250 m <sup>2</sup> GFA	500 m <sup>2</sup> GFA	500 m <sup>2</sup> GFA
Place of Worship	Minimum 1 parking space per:	No minimum	30 m <sup>2</sup> GFA	23 m <sup>2</sup> GFA	23 m <sup>2</sup> GFA
	Maximum 1 parking space per:	30 m <sup>2</sup> GFA	23 m <sup>2</sup> GFA	17 m <sup>2</sup> GFA	17 m <sup>2</sup> GFA
	Minimum 1 Class A Bicycle Parking Stall per:	500 m <sup>2</sup> GFA	500 m <sup>2</sup> GFA	1,000 m <sup>2</sup> GFA	1,000 m <sup>2</sup> GFA
	Minimum 1 Class B Bicycle Parking Stall per:	250 m <sup>2</sup> GFA	250 m <sup>2</sup> GFA	500 m <sup>2</sup> GFA	500 m <sup>2</sup> GFA
Restaurant	Minimum 1 parking space per:	No minimum	13 m <sup>2</sup> GFA	7.5 m <sup>2</sup> GFA	7.5 m <sup>2</sup> GFA
	Maximum 1 parking space per:	15 m <sup>2</sup> GFA	7.5 m <sup>2</sup> GFA	5 m <sup>2</sup> GFA	5 m <sup>2</sup> GFA
	Minimum 1 Class A Bicycle Parking Stall per:	100 m <sup>2</sup> GFA	100 m <sup>2</sup> GFA	250 m <sup>2</sup> GFA	250 m <sup>2</sup> GFA
	Minimum Class B Bicycle Parking Stalls:	2 per restaurant	2 per restaurant	2 per restaurant	2 per restaurant
School, Elementary	Minimum 1 parking space per:	n/a	100 m <sup>2</sup> GFA, including portables	n/a	100 m <sup>2</sup> GFA, including portables
	Maximum 1 parking space per:	n/a	75 m <sup>2</sup> GFA, including portables	n/a	75 m <sup>2</sup> GFA, including portables
	Minimum 1 Class A Bicycle Parking Stall per:	n/a	1,000 m <sup>2</sup> GFA	n/a	1,000 m <sup>2</sup> GFA

Use		Minimum and Maximum Required Rates for Parking Spaces, Visitor Parking Spaces, and Bicycle Parking Stalls			
		UGC Zones	PARTS Areas (Appendix E)	MIX Zones	All Other Zones
	Minimum 1 Class B Bicycle Parking Stall per:	n/a	100 m <sup>2</sup> GFA	n/a	100 m <sup>2</sup> GFA
School, Post-Secondary	Minimum 1 parking space per:	No minimum	170 m <sup>2</sup> GFA	n/a	77 m <sup>2</sup> GFA
	Maximum 1 parking space per:	130 m <sup>2</sup> GFA	130 m <sup>2</sup> GFA	n/a	60 m <sup>2</sup> GFA
	Minimum 1 Class A Bicycle Parking Stall per:	50 m <sup>2</sup> GFA	50 m <sup>2</sup> GFA	n/a	50 m <sup>2</sup> GFA
	Minimum Class B Bicycle Parking Stalls:	the greater of 1 per 50 m <sup>2</sup> GFA, or 3	the greater of 1 per 50 m <sup>2</sup> GFA, or 3	n/a	the greater of 1 per 50 m <sup>2</sup> GFA, or 3
Adult Education School; and, School, Secondary	Minimum 1 parking space per:	No minimum	166 m <sup>2</sup> GFA including portables	n/a	120 m <sup>2</sup> GFA including portables
	Maximum 1 parking space per:	125 m <sup>2</sup> GFA, plus 2 per portable	125 m <sup>2</sup> GFA, plus 2 per portable	n/a	92 m <sup>2</sup> GFA including portables
	Minimum 1 Class A Bicycle Parking Stall per:	500 m <sup>2</sup> GFA	500 m <sup>2</sup> GFA	n/a	1,000 m <sup>2</sup> GFA
	Minimum 1 Class B Bicycle Parking Stall per:	100 m <sup>2</sup> GFA	100 m <sup>2</sup> GFA	n/a	100 m <sup>2</sup> GFA

Use	Minimum and Maximum Required Rates for Parking Spaces, Visitor Parking Spaces, and Bicycle Parking Stalls				
		UGC Zones	PARTS Areas (Appendix E)	MIX Zones	All Other Zones
<b>Services and Retail:</b> <i>Animal Shelter;</i>  <i>Artisan's Establishment;</i>  <i>Building Material and Decorating Supply Establishment;</i>  <i>Convenience Retail;</i>  <i>Craftsperson Shop;</i>  <i>Financial Establishment;</i>  <i>Garden Centre, Nursery, and/or Landscaping Supply;</i>  <i>Major Equipment Supply and Service;</i>  <i>Pawn Establishment;</i>  <i>Payday Loan Establishment;</i>  <i>Personal Services;</i>	Minimum 1 parking space per:	No minimum	50 m <sup>2</sup> GFA	40 m <sup>2</sup> GFA	33 m <sup>2</sup> GFA
	Maximum 1 parking space per:	72 m <sup>2</sup> GFA	35 m <sup>2</sup> GFA	27 m <sup>2</sup> GFA	24 m <sup>2</sup> GFA
	Minimum 1 Class A Bicycle Parking Stall per:	500 m <sup>2</sup> GFA	500 m <sup>2</sup> GFA	1,000 m <sup>2</sup> GFA	1,000 m <sup>2</sup> GFA

Use	Minimum and Maximum Required Rates for Parking Spaces, Visitor Parking Spaces, and Bicycle Parking Stalls				
		UGC Zones	PARTS Areas (Appendix E)	MIX Zones	All Other Zones
<i>Pet Boarding;</i> <i>Pet Services Establishment;</i> <i>Print Shop;</i> <i>Propane Retail Outlet;</i> <i>Retail; and,</i> <i>Retail of Motor Vehicles and Major Recreational Equipment.</i>	Minimum 1 Class B Bicycle Parking Stall per:	167 m <sup>2</sup> GFA	167 m <sup>2</sup> GFA	333 m <sup>2</sup> GFA	333 m <sup>2</sup> GFA
<b>Training:</b> <i>Commercial Driver and Training Establishment;</i> and, <i>Commercial School;</i>	Minimum 1 parking space per:	No minimum	40 m <sup>2</sup> GFA	40 m <sup>2</sup> GFA	40 m <sup>2</sup> GFA
	Maximum 1 parking space per:	42 m <sup>2</sup> GFA	30 m <sup>2</sup> GFA	30 m <sup>2</sup> GFA	30 m <sup>2</sup> GFA
	Minimum 1 Class A Bicycle Parking Stall per:	500 m <sup>2</sup> GFA	1,000 m <sup>2</sup> GFA	1,000 m <sup>2</sup> GFA	1,000 m <sup>2</sup> GFA
	Minimum 1 Class B Bicycle Parking Stall per:	167 m <sup>2</sup> GFA	333 m <sup>2</sup> GFA	333 m <sup>2</sup> GFA	333 m <sup>2</sup> GFA
<i>Large Merchandise Retail</i>	Minimum 1 parking space per:	n/a	33 m <sup>2</sup> GFA	n/a	33 m <sup>2</sup> GFA
	Maximum 1 parking space per:	n/a	25 m <sup>2</sup> GFA	n/a	25 m <sup>2</sup> GFA
	Minimum 1 Class A Bicycle Parking Stall per:	n/a	1,000 m <sup>2</sup> GFA	n/a	1,000 m <sup>2</sup> GFA
	Minimum 1 Class B Bicycle	n/a	500 m <sup>2</sup> GFA	n/a	500 m <sup>2</sup> GFA

Use		Minimum and Maximum Required Rates for Parking Spaces, Visitor Parking Spaces, and Bicycle Parking Stalls			
		UGC Zones	PARTS Areas (Appendix E)	MIX Zones	All Other Zones
	<i>Parking Stall per:</i>				
<i>Transportation Depot</i>	Minimum 1 parking space per:	n/a	n/a	n/a	40 m <sup>2</sup> GFA, exclusive of any parking for fleet vehicles
	Maximum 1 parking space per:	n/a	n/a	n/a	30 m <sup>2</sup> GFA, exclusive of any parking for fleet vehicles
	Minimum 1 Class A Bicycle Parking Stall per:	n/a	n/a	n/a	1,500 m <sup>2</sup> GFA
	Minimum 1 Class B Bicycle Parking Stall per:	n/a	n/a	n/a	3,000 m <sup>2</sup> GFA
<i>Veterinary Services</i>	Minimum 1 parking space per:	No minimum	69 m <sup>2</sup> GFA	40 m <sup>2</sup> GFA	40 m <sup>2</sup> GFA
	Maximum 1 parking space per:	53 m <sup>2</sup> GFA	53 m <sup>2</sup> GFA	30 m <sup>2</sup> GFA	30 m <sup>2</sup> GFA
	Minimum 1 Class A Bicycle Parking Stall per:	500 m <sup>2</sup> GFA	500 m <sup>2</sup> GFA	1,000 m <sup>2</sup> GFA	1,000 m <sup>2</sup> GFA
		<b><u>OTHER USES</u></b>			
All other uses not otherwise listed	Minimum 1 parking space per:	No minimum	40 m <sup>2</sup> GFA	40 m <sup>2</sup> GFA	40 m <sup>2</sup> GFA
	Maximum 1 parking space per:	42 m <sup>2</sup> GFA	30 m <sup>2</sup> GFA	30 m <sup>2</sup> GFA	30 m <sup>2</sup> GFA
	Minimum Class B Bicycle Parking Stalls:	10% of total required parking spaces	10% of total required parking spaces	10% of total required parking spaces	10% of total required parking spaces

**5.7 PARKING REQUIREMENTS FOR MIXED-USE BUILDINGS & DEVELOPMENTS**

- a) Where there is a *residential use* on a *lot* where the non-*residential uses* qualify for the *multi-unit parking rate*, the following shall apply:
  - i) Visitor *parking spaces* shall not be required for the *residential use*; and,
  - ii) All *parking spaces* shall be shared between *uses* and unassigned.

**5.8 ELECTRIC VEHICLE PARKING SPACE PROVISIONS**

- a) A minimum of 20 percent of the *parking spaces* required for *multiple dwellings* shall be designed to permit the future installation of *electric vehicle supply equipment*.
- b) Where *parking spaces* required for non-*residential uses* are not located within a *building*, a minimum of ~~17.5~~15 percent of the *parking spaces* shall be designed to permit the future installation of *electric vehicle supply equipment* and a minimum of 2.5 percent of the *parking spaces* shall be *electric vehicle parking spaces*.
- c) Despite Subsection b), where the calculation of the total required *electric vehicle parking spaces* or *parking spaces* designed to permit the future installation of *electric vehicle supply equipment* results in a fraction, then the requirement shall be the next lowest number.
- d) All required *electric vehicle parking spaces* shall be clearly identified and demarcated.
- e) In a UGC *zone*, Subsections a) through d) shall apply to the number of *parking spaces* provided, where any are provided at all.
- f) Subsections a) through e) shall only be required for *buildings* or portions of *buildings* that were not *existing* on the date of passage of this By-law.

**5.9 BARRIER-FREE ACCESSIBLE PARKING SPACE PROVISIONS**

- a) Type A *barrier-free accessible parking spaces* must be a minimum of 3.4 metres in width and a minimum of 5.5 metres in length.
- b) Type B *barrier-free accessible parking spaces* must be a minimum of 2.4 metres in width and a minimum of 5.5 metres in length.
- c) Where one *barrier-free accessible parking space* is required, it shall be a Type A *barrier-free accessible parking space*.
- d) Where an even number of *barrier-free accessible parking spaces* are required, an equal number of Type A and Type B *barrier-free accessible parking spaces* shall be provided.



- e) Where an odd number of *barrier-free accessible parking spaces* are required, an equal number of Type A and Type B *barrier-free accessible parking spaces* shall be provided, where the additional *parking space* may be a Type B *barrier-free accessible parking space*.
- f) *Access aisles* shall be provided for all *barrier-free accessible parking spaces*, may be shared between two spaces, and shall meet the following requirements:
  - i) the *access aisles* shall be a minimum of 1.5 metres in width;
  - ii) the *access aisle* shall extend the full length of the *parking space*; and,
  - iii) the *access aisles* shall be marked with high tonal contrast diagonal lines, which discourage parking in them, where the surface is asphalt, concrete or some other dust-free hard surface.
- g) *Barrier-free accessible parking spaces* shall be provided in accordance with Table 5-56, rounding up to the nearest whole number.

**Table 5-56: Regulations for Barrier-Free Accessible Parking Space Requirements**

<b>Number of Parking Spaces Required</b>	<b>Number of Barrier-free Accessible Parking Spaces Required</b>
1-12	1 of total required <i>parking spaces</i>
13-100	4% of total required <i>parking spaces</i>
101-200	1, plus 3% of total required <i>parking spaces</i>
201-1000	2, plus 2% of total required <i>parking spaces</i>
1000 +	11, plus 1% total required <i>parking spaces</i>

- h) In a UGC zone, Subsection a) through g) shall apply to the number of *parking spaces* provided, where any are provided at all.
- i) A maximum of 50 percent of the *barrier-free accessible parking spaces* for a *residential use* may also be counted toward the required *visitor parking spaces* for the same *use*.
- j) Despite Subsections c) through i), *barrier free accessible parking spaces* are not required on a *lot* with only 4 or fewer *dwelling units*.

### **5.10 LOADING SPACE PROVISIONS**

Where one or more *loading spaces* are provided, the following shall apply:

- a) *loading space* shall not be permitted within 6 metres of a *street line*; and,
- b) *loading spaces* shall not be permitted within 7.5 metres of an abutting *residential zone* unless the *loading spaces* are located entirely within a *building*.

**5.11 STACKING PROVISIONS**

- a) *Stacking lanes* shall not be located within 3 metres of a *street line*.
- b) *Stacking lanes* for a *drive-through facility* shall not be located within a *front yard* or *exterior side yard*.
- c) Despite Subsection b), on a *corner lot*, *stacking lanes* for a *drive through facility* may locate in either a *front yard*, or *exterior side yard*, but not both.
- d) Entrance ways to *stacking lanes* shall be separated a minimum travelled distance of 16.5 metres from the closest *driveway*, measured from the centre point of the closest *driveway* at the *lot line* along the route travelled to the last required *stacking space* in the *stacking lane*.
- e) A *stacking space* shall be a minimum of 2.6 metres in width and a minimum of 6.5 metres in length.
- f) A *stacking space* shall lead both to and from a fueling area, service window, kiosk, or booth in accordance with Table 5-7.

**Table 5-7: Regulations for Stacking Space Requirements**

<b>Use</b>	<b>Minimum Number of Stacking Spaces</b>
<i>Car Wash (automatic)</i>	10
<i>Car Wash (self service)</i>	2 per washing bay
<i>Financial Establishment</i>	3
<i>Gas Station</i>	2 per fueling area
<i>Restaurant</i>	13
<i>Retail</i>	3

- g) Subsections a) through f) shall not apply to *existing stacking lanes* and *existing stacking spaces*.

**5.12 EQUIPMENT AND VEHICLE STORAGE PROVISIONS****5.12.1 Commercial Vehicles and Equipment**

Parking or storage of *commercial vehicles* on *lots* within a RES zone shall be located fully within an enclosed *building* or *structure*.

**5.13 5.12.2 MAJOR RECREATIONAL EQUIPMENT**

- a) Parking or storage of *major recreational equipment* on *lots* within a RES zone shall be located fully within an enclosed *building* or *structure*.
- b) Despite Subsection a), *major recreational equipment* may be parked or stored in a *rear yard*, an *interior side yard*, or in a carport provided that it is screened by a visual barrier in accordance with Section 4.18 of this By-law. *Major recreational equipment* that exceeds 1.4 metres in height and is located within an *interior side yard* shall be located a minimum of 1.2 metres from an *interior side lot line*.
- c) Despite Subsection a), *major recreational equipment* may be parked or stored on a *driveway* between May 1 and October 31 provided that such equipment is located outside of a *driveway visibility triangle*.
- d) *Major recreational equipment* shall not be *used* for living, sleeping, or housekeeping purposes when located on a *lot* within any *zone*.
- e) Despite clauses b) and c) above, snowmobiles or other similar winter-season recreational equipment and portable structures for transporting such equipment shall not be stored or parked on a *driveway* between May 1st and October 31st, but may be stored or parked on a *driveway* wholly inside the *lot line* between November 1st and April 30th provided that such equipment shall not obstruct the visibility of vehicular or pedestrian traffic movement within a *street* or *lane*.

#### 5.13.1 Utility Trailers

- a) On a *lot* containing a *residential use*, a *utility trailer* shall not be parked or stored in a *front yard*, or *exterior side yard*, except in a *driveway*.
- b) Despite Subsection a), a *utility trailer* that exceeds 6 metres in length inclusive of projections and attachments shall not be permitted on a *lot* within a RES *zone*.
- c) *Utility trailers* may be parked or stored in a *rear yard*, an *interior side yard*, or in a carport provided that it is screened by a visual barrier in accordance with Section 4.18 of this By-law.

5.14 5.12.4 VEHICLES WITH A SNOW PLOUGH BLADE

No more than one *motor vehicle* with an attached snow plough blade shall be parked or stored on a *lot* within a RES zone. ~~Reserved.~~